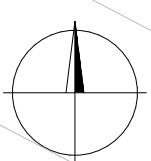


# REKONSTRUKCE SILNICE II/351 V ÚSEKU CHOTĚBOŘ - ČESKÁ BĚLÁ

SITUACE  
M 1 : 500



**SO 101.3.1 - ÚSEK III.A**  
KM 0.00000 - 2.35000; DL. 2,350 KM

1.

1.2

۱۰۰

## 1.2





→

1.9

**SO 101.3.1 - ÚSEK III.A**  
KM 0.00000 - 2.35000; DL. 2,350 KI

Technical drawing of a railway track layout, showing two main tracks: ČOŤEBOR (top) and Č. BEĽÁ (bottom). The drawing includes stationing markers (e.g., KM 1.050, KM 1.100, KM 1.150, KM 1.200, KM 1.250, KM 1.300, KM 1.350, KM 1.400, KM 1.450, KM 1.500, KM 1.550, KM 1.600, KM 1.650, KM 1.700, KM 1.750, KM 1.800, KM 1.850, KM 1.900, KM 1.950, KM 2.000, KM 2.050, KM 2.100, KM 2.150, KM 2.200, KM 2.250, KM 2.300, KM 2.350, KM 2.400, KM 2.450, KM 2.500, KM 2.550, KM 2.600, KM 2.650, KM 2.700, KM 2.750, KM 2.800, KM 2.850, KM 2.900, KM 2.950, KM 3.000, KM 3.050, KM 3.100, KM 3.150, KM 3.200, KM 3.250, KM 3.300, KM 3.350, KM 3.400, KM 3.450, KM 3.500, KM 3.550, KM 3.600, KM 3.650, KM 3.700, KM 3.750, KM 3.800, KM 3.850, KM 3.900, KM 3.950, KM 4.000, KM 4.050, KM 4.100, KM 4.150, KM 4.200, KM 4.250, KM 4.300, KM 4.350, KM 4.400, KM 4.450, KM 4.500, KM 4.550, KM 4.600, KM 4.650, KM 4.700, KM 4.750, KM 4.800, KM 4.850, KM 4.900, KM 4.950, KM 5.000, KM 5.050, KM 5.100, KM 5.150, KM 5.200, KM 5.250, KM 5.300, KM 5.350, KM 5.400, KM 5.450, KM 5.500, KM 5.550, KM 5.600, KM 5.650, KM 5.700, KM 5.750, KM 5.800, KM 5.850, KM 5.900, KM 5.950, KM 6.000, KM 6.050, KM 6.100, KM 6.150, KM 6.200, KM 6.250, KM 6.300, KM 6.350, KM 6.400, KM 6.450, KM 6.500, KM 6.550, KM 6.600, KM 6.650, KM 6.700, KM 6.750, KM 6.800, KM 6.850, KM 6.900, KM 6.950, KM 7.000, KM 7.050, KM 7.100, KM 7.150, KM 7.200, KM 7.250, KM 7.300, KM 7.350, KM 7.400, KM 7.450, KM 7.500, KM 7.550, KM 7.600, KM 7.650, KM 7.700, KM 7.750, KM 7.800, KM 7.850, KM 7.900, KM 7.950, KM 8.000, KM 8.050, KM 8.100, KM 8.150, KM 8.200, KM 8.250, KM 8.300, KM 8.350, KM 8.400, KM 8.450, KM 8.500, KM 8.550, KM 8.600, KM 8.650, KM 8.700, KM 8.750, KM 8.800, KM 8.850, KM 8.900, KM 8.950, KM 9.000, KM 9.050, KM 9.100, KM 9.150, KM 9.200, KM 9.250, KM 9.300, KM 9.350, KM 9.400, KM 9.450, KM 9.500, KM 9.550, KM 9.600, KM 9.650, KM 9.700, KM 9.750, KM 9.800, KM 9.850, KM 9.900, KM 9.950, KM 10.000, KM 10.050, KM 10.100, KM 10.150, KM 10.200, KM 10.250, KM 10.300, KM 10.350, KM 10.400, KM 10.450, KM 10.500, KM 10.550, KM 10.600, KM 10.650, KM 10.700, KM 10.750, KM 10.800, KM 10.850, KM 10.900, KM 10.950, KM 11.000, KM 11.050, KM 11.100, KM 11.150, KM 11.200, KM 11.250, KM 11.300, KM 11.350, KM 11.400, KM 11.450, KM 11.500, KM 11.550, KM 11.600, KM 11.650, KM 11.700, KM 11.750, KM 11.800, KM 11.850, KM 11.900, KM 11.950, KM 12.000, KM 12.050, KM 12.100, KM 12.150, KM 12.200, KM 12.250, KM 12.300, KM 12.350, KM 12.400, KM 12.450, KM 12.500, KM 12.550, KM 12.600, KM 12.650, KM 12.700, KM 12.750, KM 12.800, KM 12.850, KM 12.900, KM 12.950, KM 13.000, KM 13.050, KM 13.100, KM 13.150, KM 13.200, KM 13.250, KM 13.300, KM 13.350, KM 13.400, KM 13.450, KM 13.500, KM 13.550, KM 13.600, KM 13.650, KM 13.700, KM 13.750, KM 13.800, KM 13.850, KM 13.900, KM 13.950, KM 14.000, KM 14.050, KM 14.100, KM 14.150, KM 14.200, KM 14.250, KM 14.300, KM 14.350, KM 14.400, KM 14.450, KM 14.500, KM 14.550, KM 14.600, KM 14.650, KM 14.700, KM 14.750, KM 14.800, KM 14.850, KM 14.900, KM 14.950, KM 15.000, KM 15.050, KM 15.100, KM 15.150, KM 15.200, KM 15.250, KM 15.300, KM 15.350, KM 15.400, KM 15.450, KM 15.500, KM 15.550, KM 15.600, KM 15.650, KM 15.700, KM 15.750, KM 15.800, KM 15.850, KM 15.900, KM 15.950, KM 16.000, KM 16.050, KM 16.100, KM 16.150, KM 16.200, KM 16.250, KM 16.300, KM 16.350, KM 16.400, KM 16.450, KM 16.500, KM 16.550, KM 16.600, KM 16.650, KM 16.700, KM 16.750, KM 16.800, KM 16.850, KM 16.900, KM 16.950, KM 17.000, KM 17.050, KM 17.100, KM 17.150, KM 17.200, KM 17.250, KM 17.300, KM 17.350, KM 17.400, KM 17.450, KM 17.500, KM 17.550, KM 17.600, KM 17.650, KM 17.700, KM 17.750, KM 17.800, KM 17.850, KM 17.900, KM 17.950, KM 18.000, KM 18.050, KM 18.100, KM 18.150, KM 18.200, KM 18.250, KM 18.300, KM 18.350, KM 18.400, KM 18.450, KM 18.500, KM 18.550, KM 18.600, KM 18.650, KM 18.700, KM 18.750, KM 18.800, KM 18.850, KM 18.900, KM 18.950, KM 19.000, KM 19.050, KM 19.100, KM 19.150, KM 19.200, KM 19.250, KM 19.300, KM 19.350, KM 19.400, KM 19.450, KM 19.500, KM 19.550, KM 19.600, KM 19.650, KM 19.700, KM 19.750, KM 19.800, KM 19.850, KM 19.900, KM 19.950, KM 20.000, KM 20.050, KM 20.100, KM 20.150, KM 20.200, KM 20.250, KM 20.300, KM 20.350, KM 20.400, KM 20.450, KM 20.500, KM 20.550, KM 20.600, KM 20.650, KM 20.700, KM 20.750, KM 20.800, KM 20.850, KM 20.900, KM 20.950, KM 21.000, KM 21.050, KM 21.100, KM 21.150, KM 21.200, KM 21.250, KM 21.300, KM 21.350, KM 21.400, KM 21.450, KM 21.500, KM 21.550, KM 21.600, KM 21.650, KM 21.700, KM 21.750, KM 21.800, KM 21.850, KM 21.900, KM 21.950, KM 22.000, KM 22.050, KM 22.100, KM 22.150, KM 22.200, KM 22.250, KM 22.300, KM 22.350, KM 22.400, KM 22.450, KM 22.500, KM 22.550, KM 22.600, KM 22.650, KM 22.700, KM 22.750, KM 22.800, KM 22.850, KM 22.900, KM 22.950, KM 23.000, KM 23.050, KM 23.100, KM 23.150, KM 23.200, KM 23.250, KM 23.300, KM 23.350, KM 23.400, KM 23.450, KM 23.500, KM 23.550, KM 23.600, KM 23.650, KM 23.700, KM 23.750, KM 23.800, KM 23.850, KM 23.900, KM 23.950, KM 24.000, KM 24.050, KM 24.100, KM 24.150, KM 24.200, KM 24.250, KM 24.3


### LEGENDA NÄVRHU:


	REKONSTRUOVANÁ VOZOVKA SILNICE, ZVNIČKY KRT
	ÚPRAVA A NÁPOJENÍ NÁVAZUJÍCÍCH PLOCH ZVNIČKY KRT
	NEZPEVNĚNÁ KRAJNICE VOZOVKY, NÁVAZUJÍCÍ NEZPEV. SLEZDY
	vyškové napojení nové a pův. vozovky

LEGENDA STÁV. INŽENÝRSKÝCH SÍTÍ:

EL. VEDENÍ VN		—
EL. VEDENÍ NN		—
SĎĚLOVACÍ VEDE		—
VODOVOD		—
KANALIZACE		—
PLYNOVOD STL		—

OBRAHI	VEDOUČÍ PROJEKTANT	ING. KOFLÁN	
	ZOPR. PROJEKTANT	ING. KOFLÁN	
	VÝPRAVČOVÁ		
	KONTROLÓVÁ		
	ING. SEDLÁK		
OBEDNATEL, INVESTOR	KcaJ Vysočina, Žitkova 57, 596 01 Jihlava		
NÁZEV AKCE	III/351 CHOTĚBŮR – ČESKÁ BĚLA		



	Profi s.r.o. IČO: 252 23 321, se sídlem Pátekova 1565/5, 602 00 Brno Město Brno, okres Brno-město IČO: 252 23 321, zapsaný v obchodním rejstříku		
	FORMAT	6 A4	
	DATAUM	DUBEN 2023	
	STUPEŇ	PDPS	
	ZAK. Č.	2022.000114	
	PARE. Č.		

MĚŘÍTKO	Č. VÝKRESU
1 : 500	03.8